

LOCAL DISASTER RISK REDUCTION AND MANAGEMENT FUND UTILIZATION

As of September, CY 2018

Dagupan City, Pangasinan

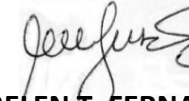
Particulars	LRRRMF		NDRRMF	From Other LGUs	From Other Sources
	Quick Response Fund (QRF) 30%	Mitigation Fund 70%			
A. Sources of Funds					
Current Appropriations	15,855,000.00	36,995,000.00			
Continuing Appropriations		28,665,687.61			
Previous Year's Appropriations transferred to the Special Trust Fund					
2013	8,963,848.95	4,530,293.37			
mooe	8,173,848.95	3,170,362.37			
co	790,000.00	1,359,931.00			
2014	3,121,323.05	9,074,291.83			
mooe	3,121,323.05	2,492,309.01			
co	-	6,581,982.82			
2015	10,365,000.00	4,922,057.98			
mooe	8,865,000.00	4,922,057.98			
co	1,500,000.00	-			
2016	9,796,971.00	9,628,600.65			
mooe	9,796,971.00	9,628,600.65			
2017	12,870,000.00	3,406,422.40			
mooe	12,870,000.00	3,406,422.40			
Transfers/Grants				100,000.00	100,000.00
Total Funds Available	60,972,143.00	97,222,353.84		100,000.00	100,000.00

B. Utilization					
Medicines	94,700.00	-			
Food Supplies	4,140,631.90	873,600.00			
Repair of Evacuation Center		-			
Trainings		447,424.50			
Construction of Evacuation Center		-			
Equipment		16,045,877.00			
Transfers to other LGUs		-			
Others		1,914,000.00			
Total Utilization	4,235,331.90	19,280,901.50	-	-	-
Unutilized Balance	56,736,811.10	77,941,452.34	-	100,000.00	100,000.00

I hereby certify that I have reviewed the contents and hereby attest to the veracity and correctness of the data or information contained in this document.


MELISSA G. MENDOZA
 City Accountant

Noted By:


BELEN T. FERNA
 City Mayor

Total
52,850,000.00
28,665,687.61
-
13,494,142.32
12,195,614.88
15,287,057.98
19,425,571.65
16,276,422.40
200,000.00
<u>158,394,496.84</u>

94,700.00
5,014,231.90
-
447,424.50
-
16,045,877.00
-
1,914,000.00
23,516,233.40
134,878,263.44



ANDEZ

LOCAL DISASTER RISK REDUCTION AND MANAGEMENT FUND UTILIZATION

As of September, CY 2018

Dagupan City, Pangasinan

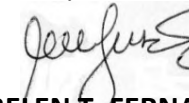
Particulars	LRRRMF		NDRRMF	From Other LGUs	From Other Sources
	Quick Response Fund (QRF) 30%	Mitigation Fund 70%			
A. Sources of Funds					
Current Appropriations	15,855,000.00	36,995,000.00			
Continuing Appropriations		28,665,687.61			
Previous Year's Appropriations transferred to the Special Trust Fund					
2013	8,963,848.95	4,530,293.37			
mooe	8,173,848.95	3,170,362.37			
co	790,000.00	1,359,931.00			
2014	3,121,323.05	9,074,291.83			
mooe	3,121,323.05	2,492,309.01			
co	-	6,581,982.82			
2015	10,365,000.00	4,922,057.98			
mooe	8,865,000.00	4,922,057.98			
co	1,500,000.00	-			
2016	9,796,971.00	9,628,600.65			
mooe	9,796,971.00	9,628,600.65			
2017	12,870,000.00	3,406,422.40			
mooe	12,870,000.00	3,406,422.40			
Transfers/Grants				100,000.00	100,000.00
Total Funds Available	60,972,143.00	97,222,353.84		100,000.00	100,000.00

B. Utilization					
Medicines	94,700.00	-			
Food Supplies	4,140,631.90	873,600.00			
Repair of Evacuation Center		-			
Trainings		447,424.50			
Construction of Evacuation Center		-			
Equipment		16,045,877.00			
Transfers to other LGUs		-			
Others		1,914,000.00			
Total Utilization	4,235,331.90	19,280,901.50	-	-	-
Unutilized Balance	56,736,811.10	77,941,452.34	-	100,000.00	100,000.00

I hereby certify that I have reviewed the contents and hereby attest to the veracity and correctness of the data or information contained in this document.


MELISSA G. MENDOZA
 City Accountant

Noted By:


BELEN T. FERNA
 City Mayor

Total
52,850,000.00
28,665,687.61
-
13,494,142.32
12,195,614.88
15,287,057.98
19,425,571.65
16,276,422.40
200,000.00
<u>158,394,496.84</u>

94,700.00
5,014,231.90
-
447,424.50
-
16,045,877.00
-
1,914,000.00
23,516,233.40
134,878,263.44



ANDEZ

LOCAL DISASTER RISK REDUCTION AND MANAGEMENT FUND UTILIZATION

As of September, CY 2018

Dagupan City, Pangasinan


Particulars	LRRRMF		NDRRMF	From Other LGUs	From Other Sources
	Quick Response Fund (QRF) 30%	Mitigation Fund 70%			
A. Sources of Funds					
Current Appropriations	15,855,000.00	36,995,000.00			
Continuing Appropriations		28,665,687.61			
Previous Year's Appropriations transferred to the Special Trust Fund					
2013	8,963,848.95	4,530,293.37			
mooe	8,173,848.95	3,170,362.37			
co	790,000.00	1,359,931.00			
2014	3,121,323.05	9,074,291.83			
mooe	3,121,323.05	2,492,309.01			
co	-	6,581,982.82			
2015	10,365,000.00	4,922,057.98			
mooe	8,865,000.00	4,922,057.98			
co	1,500,000.00	-			
2016	9,796,971.00	9,628,600.65			
mooe	9,796,971.00	9,628,600.65			
2017	12,870,000.00	3,406,422.40			
mooe	12,870,000.00	3,406,422.40			
Transfers/Grants				100,000.00	100,000.00
Total Funds Available	60,972,143.00	97,222,353.84		100,000.00	100,000.00

B. Utilization					
Medicines	94,700.00	-			
Food Supplies	4,140,631.90	873,600.00			
Repair of Evacuation Center		-			
Trainings		447,424.50			
Construction of Evacuation Center		-			
Equipment		16,045,877.00			
Transfers to other LGUs		-			
Others		1,914,000.00			
Total Utilization	4,235,331.90	19,280,901.50	-	-	-
Unutilized Balance	56,736,811.10	77,941,452.34	-	100,000.00	100,000.00

I hereby certify that I have reviewed the contents and hereby attest to the veracity and correctness of the data or information contained in this document.


MELISSA G. MENDOZA
 City Accountant

Noted By:


BELEN T. FERNA
 City Mayor

Total
52,850,000.00
28,665,687.61
-
13,494,142.32
12,195,614.88
15,287,057.98
19,425,571.65
16,276,422.40
200,000.00
<u>158,394,496.84</u>

94,700.00
5,014,231.90
-
447,424.50
-
16,045,877.00
-
1,914,000.00
23,516,233.40
134,878,263.44



ANDEZ

LOCAL DISASTER RISK REDUCTION AND MANAGEMENT FUND UTILIZATION

As of September, CY 2018

Dagupan City, Pangasinan


Particulars	LRRRMF		NDRRMF	From Other LGUs	From Other Sources
	Quick Response Fund (QRF) 30%	Mitigation Fund 70%			
A. Sources of Funds					
Current Appropriations	15,855,000.00	36,995,000.00			
Continuing Appropriations		28,665,687.61			
Previous Year's Appropriations transferred to the Special Trust Fund					
2013	8,963,848.95	4,530,293.37			
mooe	8,173,848.95	3,170,362.37			
co	790,000.00	1,359,931.00			
2014	3,121,323.05	9,074,291.83			
mooe	3,121,323.05	2,492,309.01			
co	-	6,581,982.82			
2015	10,365,000.00	4,922,057.98			
mooe	8,865,000.00	4,922,057.98			
co	1,500,000.00	-			
2016	9,796,971.00	9,628,600.65			
mooe	9,796,971.00	9,628,600.65			
2017	12,870,000.00	3,406,422.40			
mooe	12,870,000.00	3,406,422.40			
Transfers/Grants				100,000.00	100,000.00
Total Funds Available	60,972,143.00	97,222,353.84		100,000.00	100,000.00

B. Utilization					
Medicines	94,700.00	-			
Food Supplies	4,140,631.90	873,600.00			
Repair of Evacuation Center		-			
Trainings		447,424.50			
Construction of Evacuation Center		-			
Equipment		16,045,877.00			
Transfers to other LGUs		-			
Others		1,914,000.00			
Total Utilization	4,235,331.90	19,280,901.50	-	-	-
Unutilized Balance	56,736,811.10	77,941,452.34	-	100,000.00	100,000.00

I hereby certify that I have reviewed the contents and hereby attest to the veracity and correctness of the data or information contained in this document.


MELISSA G. MENDOZA
 City Accountant

Noted By:


BELEN T. FERNA
 City Mayor

Total
52,850,000.00
28,665,687.61
-
13,494,142.32
12,195,614.88
15,287,057.98
19,425,571.65
16,276,422.40
200,000.00
<u>158,394,496.84</u>

94,700.00
5,014,231.90
-
447,424.50
-
16,045,877.00
-
1,914,000.00
23,516,233.40
134,878,263.44



ANDEZ

LOCAL DISASTER RISK REDUCTION AND MANAGEMENT FUND UTILIZATION

As of September, CY 2018

Dagupan City, Pangasinan


Particulars	LRRRMF		NDRRMF	From Other LGUs	From Other Sources
	Quick Response Fund (QRF) 30%	Mitigation Fund 70%			
A. Sources of Funds					
Current Appropriations	15,855,000.00	36,995,000.00			
Continuing Appropriations		28,665,687.61			
Previous Year's Appropriations transferred to the Special Trust Fund					
2013	8,963,848.95	4,530,293.37			
mooe	8,173,848.95	3,170,362.37			
co	790,000.00	1,359,931.00			
2014	3,121,323.05	9,074,291.83			
mooe	3,121,323.05	2,492,309.01			
co	-	6,581,982.82			
2015	10,365,000.00	4,922,057.98			
mooe	8,865,000.00	4,922,057.98			
co	1,500,000.00	-			
2016	9,796,971.00	9,628,600.65			
mooe	9,796,971.00	9,628,600.65			
2017	12,870,000.00	3,406,422.40			
mooe	12,870,000.00	3,406,422.40			
Transfers/Grants				100,000.00	100,000.00
Total Funds Available	60,972,143.00	97,222,353.84		100,000.00	100,000.00

B. Utilization					
Medicines	94,700.00	-			
Food Supplies	4,140,631.90	873,600.00			
Repair of Evacuation Center		-			
Trainings		447,424.50			
Construction of Evacuation Center		-			
Equipment		16,045,877.00			
Transfers to other LGUs		-			
Others		1,914,000.00			
Total Utilization	4,235,331.90	19,280,901.50	-	-	-
Unutilized Balance	56,736,811.10	77,941,452.34	-	100,000.00	100,000.00

I hereby certify that I have reviewed the contents and hereby attest to the veracity and correctness of the data or information contained in this document.


MELISSA G. MENDOZA
 City Accountant

Noted By:


BELEN T. FERNA
 City Mayor

Total
52,850,000.00
28,665,687.61
-
13,494,142.32
12,195,614.88
15,287,057.98
19,425,571.65
16,276,422.40
200,000.00
<u>158,394,496.84</u>

94,700.00
5,014,231.90
-
447,424.50
-
16,045,877.00
-
1,914,000.00
23,516,233.40
134,878,263.44



ANDEZ

LOCAL DISASTER RISK REDUCTION AND MANAGEMENT FUND UTILIZATION

As of September, CY 2018

Dagupan City, Pangasinan

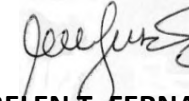
Particulars	LRRRMF		NDRRMF	From Other LGUs	From Other Sources
	Quick Response Fund (QRF) 30%	Mitigation Fund 70%			
A. Sources of Funds					
Current Appropriations	15,855,000.00	36,995,000.00			
Continuing Appropriations		28,665,687.61			
Previous Year's Appropriations transferred to the Special Trust Fund					
2013	8,963,848.95	4,530,293.37			
mooe	8,173,848.95	3,170,362.37			
co	790,000.00	1,359,931.00			
2014	3,121,323.05	9,074,291.83			
mooe	3,121,323.05	2,492,309.01			
co	-	6,581,982.82			
2015	10,365,000.00	4,922,057.98			
mooe	8,865,000.00	4,922,057.98			
co	1,500,000.00	-			
2016	9,796,971.00	9,628,600.65			
mooe	9,796,971.00	9,628,600.65			
2017	12,870,000.00	3,406,422.40			
mooe	12,870,000.00	3,406,422.40			
Transfers/Grants				100,000.00	100,000.00
Total Funds Available	60,972,143.00	97,222,353.84		100,000.00	100,000.00

B. Utilization					
Medicines	94,700.00	-			
Food Supplies	4,140,631.90	873,600.00			
Repair of Evacuation Center		-			
Trainings		447,424.50			
Construction of Evacuation Center		-			
Equipment		16,045,877.00			
Transfers to other LGUs		-			
Others		1,914,000.00			
Total Utilization	4,235,331.90	19,280,901.50	-	-	-
Unutilized Balance	56,736,811.10	77,941,452.34	-	100,000.00	100,000.00

I hereby certify that I have reviewed the contents and hereby attest to the veracity and correctness of the data or information contained in this document.


MELISSA G. MENDOZA
 City Accountant

Noted By:


BELEN T. FERNA
 City Mayor

Total
52,850,000.00
28,665,687.61
-
13,494,142.32
12,195,614.88
15,287,057.98
19,425,571.65
16,276,422.40
200,000.00
<u>158,394,496.84</u>

94,700.00
5,014,231.90
-
447,424.50
-
16,045,877.00
-
1,914,000.00
23,516,233.40
134,878,263.44



ANDEZ