

**LOCAL DISASTER RISK REDUCTION AND MANAGEMENT FUND UTILIZATION**

**As of March, CY 2018**

Dagupan City, Pangasinan

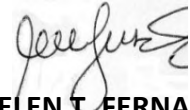
Particulars	LRRRMF		NDRRMF	From Other LGUs	From Other Sources
	Quick Response Fund (QRF) 30%	Mitigation Fund 70%			
A. Sources of Funds					
Current Appropriations	15,855,000.00	36,995,000.00			
Continuing Appropriations		28,665,687.61			
Previous Year's Appropriations transferred to the Special Trust Fund					
2013	<b>8,963,848.95</b>	<b>4,530,293.37</b>			
mooe	8,173,848.95	3,170,362.37			
co	790,000.00	1,359,931.00			
2014	<b>3,121,323.05</b>	<b>9,074,291.83</b>			
mooe	3,121,323.05	2,492,309.01			
co	-	6,581,982.82			
2015	<b>10,365,000.00</b>	<b>4,922,057.98</b>			
mooe	8,865,000.00	4,922,057.98			
co	1,500,000.00	-			
2016	<b>9,796,971.00</b>	<b>9,628,600.65</b>			
mooe	9,796,971.00	9,628,600.65			
2017	<b>12,870,000.00</b>	<b>3,406,422.40</b>			
mooe	12,870,000.00	3,406,422.40			
Transfers/Grants				100,000.00	100,000.00
Total Funds Available	60,972,143.00	97,222,353.84		100,000.00	100,000.00

B. Utilization					
Medicines		-			
Food Supplies		-			
Repair of Evacuation Center		-			
Trainings		-			
Construction of Evacuation Center		-			
Equipment		11,290,000.00			
Transfers to other LGUs		-			
Others		-			
<b>Total Utilization</b>	-	11,290,000.00	-	-	-
<b>Unutilized Balance</b>	<b>60,972,143.00</b>	<b>85,932,353.84</b>	<b>-</b>	<b>100,000.00</b>	<b>100,000.00</b>

I hereby certify that I have reviewed the contents and hereby attest to the veracity and correctness of the data or information contained in this document.

  
**MELISSA G. MENDOZA**  
 City Accountant

Noted By:

  
**BELEN T. FERNA**  
 City Mayor

<b>Total</b>
52,850,000.00
28,665,687.61
-
13,494,142.32
12,195,614.88
15,287,057.98
19,425,571.65
16,276,422.40
200,000.00
<u>158,394,496.84</u>

-
-
-
-
-
11,290,000.00
-
-
11,290,000.00
<b><u>147,104,496.84</u></b>



ANDEZ

r

**LOCAL DISASTER RISK REDUCTION AND MANAGEMENT FUND UTILIZATION**

**As of March, CY 2018**

Dagupan City, Pangasinan

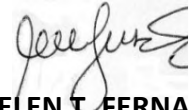
Particulars	LRRRMF		NDRRMF	From Other LGUs	From Other Sources
	Quick Response Fund (QRF) 30%	Mitigation Fund 70%			
A. Sources of Funds					
Current Appropriations	15,855,000.00	36,995,000.00			
Continuing Appropriations		28,665,687.61			
Previous Year's Appropriations transferred to the Special Trust Fund					
2013	<b>8,963,848.95</b>	<b>4,530,293.37</b>			
mooe	8,173,848.95	3,170,362.37			
co	790,000.00	1,359,931.00			
2014	<b>3,121,323.05</b>	<b>9,074,291.83</b>			
mooe	3,121,323.05	2,492,309.01			
co	-	6,581,982.82			
2015	<b>10,365,000.00</b>	<b>4,922,057.98</b>			
mooe	8,865,000.00	4,922,057.98			
co	1,500,000.00	-			
2016	<b>9,796,971.00</b>	<b>9,628,600.65</b>			
mooe	9,796,971.00	9,628,600.65			
2017	<b>12,870,000.00</b>	<b>3,406,422.40</b>			
mooe	12,870,000.00	3,406,422.40			
Transfers/Grants				100,000.00	100,000.00
Total Funds Available	60,972,143.00	97,222,353.84		100,000.00	100,000.00

B. Utilization					
Medicines		-			
Food Supplies		-			
Repair of Evacuation Center		-			
Trainings		-			
Construction of Evacuation Center		-			
Equipment		11,290,000.00			
Transfers to other LGUs		-			
Others		-			
<b>Total Utilization</b>	-	11,290,000.00	-	-	-
<b>Unutilized Balance</b>	<b>60,972,143.00</b>	<b>85,932,353.84</b>	-	<b>100,000.00</b>	<b>100,000.00</b>

I hereby certify that I have reviewed the contents and hereby attest to the veracity and correctness of the data or information contained in this document.

  
**MELISSA G. MENDOZA**  
 City Accountant

Noted By:

  
**BELEN T. FERNA**  
 City Mayor

<b>Total</b>
52,850,000.00
28,665,687.61
-
13,494,142.32
12,195,614.88
15,287,057.98
19,425,571.65
16,276,422.40
200,000.00
<u>158,394,496.84</u>

-
-
-
-
-
11,290,000.00
-
-
11,290,000.00
<b><u>147,104,496.84</u></b>



ANDEZ

r



**LOCAL DISASTER RISK REDUCTION AND MANAGEMENT FUND UTILIZATION**

**As of March, CY 2018**

Dagupan City, Pangasinan

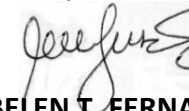
Particulars	LRRRMF		NDRRMF	From Other LGUs	From Other Sources
	Quick Response Fund (QRF) 30%	Mitigation Fund 70%			
A. Sources of Funds					
Current Appropriations	15,855,000.00	36,995,000.00			
Continuing Appropriations		28,665,687.61			
Previous Year's Appropriations transferred to the Special Trust Fund					
2013	<b>8,963,848.95</b>	<b>4,530,293.37</b>			
mooe	8,173,848.95	3,170,362.37			
co	790,000.00	1,359,931.00			
2014	<b>3,121,323.05</b>	<b>9,074,291.83</b>			
mooe	3,121,323.05	2,492,309.01			
co	-	6,581,982.82			
2015	<b>10,365,000.00</b>	<b>4,922,057.98</b>			
mooe	8,865,000.00	4,922,057.98			
co	1,500,000.00	-			
2016	<b>9,796,971.00</b>	<b>9,628,600.65</b>			
mooe	9,796,971.00	9,628,600.65			
2017	<b>12,870,000.00</b>	<b>3,406,422.40</b>			
mooe	12,870,000.00	3,406,422.40			
Transfers/Grants				100,000.00	100,000.00
Total Funds Available	60,972,143.00	97,222,353.84		100,000.00	100,000.00

B. Utilization					
Medicines		-			
Food Supplies		-			
Repair of Evacuation Center		-			
Trainings		-			
Construction of Evacuation Center		-			
Equipment		11,290,000.00			
Transfers to other LGUs		-			
Others		-			
<b>Total Utilization</b>	-	11,290,000.00	-	-	-
<b>Unutilized Balance</b>	<b>60,972,143.00</b>	<b>85,932,353.84</b>	-	<b>100,000.00</b>	<b>100,000.00</b>

I hereby certify that I have reviewed the contents and hereby attest to the veracity and correctness of the data or information contained in this document.

  
**MELISSA G. MENDOZA**  
 City Accountant

Noted By:

  
**BELEN T. FERNA**  
 City Mayor

<b>Total</b>
52,850,000.00
28,665,687.61
-
13,494,142.32
12,195,614.88
15,287,057.98
19,425,571.65
16,276,422.40
200,000.00
<u>158,394,496.84</u>

-
-
-
-
-
11,290,000.00
-
-
11,290,000.00
<b><u>147,104,496.84</u></b>



ANDEZ

r

**LOCAL DISASTER RISK REDUCTION AND MANAGEMENT FUND UTILIZATION**

**As of March, CY 2018**

Dagupan City, Pangasinan


Particulars	LRRRMF		NDRRMF	From Other LGUs	From Other Sources
	Quick Response Fund (QRF) 30%	Mitigation Fund 70%			
A. Sources of Funds					
Current Appropriations	15,855,000.00	36,995,000.00			
Continuing Appropriations		28,665,687.61			
Previous Year's Appropriations transferred to the Special Trust Fund					
2013	<b>8,963,848.95</b>	<b>4,530,293.37</b>			
mooe	8,173,848.95	3,170,362.37			
co	790,000.00	1,359,931.00			
2014	<b>3,121,323.05</b>	<b>9,074,291.83</b>			
mooe	3,121,323.05	2,492,309.01			
co	-	6,581,982.82			
2015	<b>10,365,000.00</b>	<b>4,922,057.98</b>			
mooe	8,865,000.00	4,922,057.98			
co	1,500,000.00	-			
2016	<b>9,796,971.00</b>	<b>9,628,600.65</b>			
mooe	9,796,971.00	9,628,600.65			
2017	<b>12,870,000.00</b>	<b>3,406,422.40</b>			
mooe	12,870,000.00	3,406,422.40			
Transfers/Grants				100,000.00	100,000.00
Total Funds Available	60,972,143.00	97,222,353.84		100,000.00	100,000.00

B. Utilization					
Medicines		-			
Food Supplies		-			
Repair of Evacuation Center		-			
Trainings		-			
Construction of Evacuation Center		-			
Equipment		11,290,000.00			
Transfers to other LGUs		-			
Others		-			
<b>Total Utilization</b>	-	11,290,000.00	-	-	-
<b>Unutilized Balance</b>	<b>60,972,143.00</b>	<b>85,932,353.84</b>	-	<b>100,000.00</b>	<b>100,000.00</b>

I hereby certify that I have reviewed the contents and hereby attest to the veracity and correctness of the data or information contained in this document.

  
**MELISSA G. MENDOZA**  
 City Accountant

Noted By:

  
**BELEN T. FERNA**  
 City Mayor

<b>Total</b>
52,850,000.00
28,665,687.61
-
13,494,142.32
12,195,614.88
15,287,057.98
19,425,571.65
16,276,422.40
200,000.00
<u>158,394,496.84</u>

-
-
-
-
-
11,290,000.00
-
-
11,290,000.00
<b><u>147,104,496.84</u></b>



ANDEZ

r



**LOCAL DISASTER RISK REDUCTION AND MANAGEMENT FUND UTILIZATION**

**As of March, CY 2018**

Dagupan City, Pangasinan


Particulars	LRRRMF		NDRRMF	From Other LGUs	From Other Sources
	Quick Response Fund (QRF) 30%	Mitigation Fund 70%			
A. Sources of Funds					
Current Appropriations	15,855,000.00	36,995,000.00			
Continuing Appropriations		28,665,687.61			
Previous Year's Appropriations transferred to the Special Trust Fund					
2013	<b>8,963,848.95</b>	<b>4,530,293.37</b>			
mooe	8,173,848.95	3,170,362.37			
co	790,000.00	1,359,931.00			
2014	<b>3,121,323.05</b>	<b>9,074,291.83</b>			
mooe	3,121,323.05	2,492,309.01			
co	-	6,581,982.82			
2015	<b>10,365,000.00</b>	<b>4,922,057.98</b>			
mooe	8,865,000.00	4,922,057.98			
co	1,500,000.00	-			
2016	<b>9,796,971.00</b>	<b>9,628,600.65</b>			
mooe	9,796,971.00	9,628,600.65			
2017	<b>12,870,000.00</b>	<b>3,406,422.40</b>			
mooe	12,870,000.00	3,406,422.40			
Transfers/Grants				100,000.00	100,000.00
Total Funds Available	60,972,143.00	97,222,353.84		100,000.00	100,000.00

B. Utilization					
Medicines		-			
Food Supplies		-			
Repair of Evacuation Center		-			
Trainings		-			
Construction of Evacuation Center		-			
Equipment		11,290,000.00			
Transfers to other LGUs		-			
Others		-			
<b>Total Utilization</b>	-	11,290,000.00	-	-	-
<b>Unutilized Balance</b>	<b>60,972,143.00</b>	<b>85,932,353.84</b>	-	<b>100,000.00</b>	<b>100,000.00</b>

I hereby certify that I have reviewed the contents and hereby attest to the veracity and correctness of the data or information contained in this document.

  
**MELISSA G. MENDOZA**  
 City Accountant

Noted By:

  
**BELEN T. FERNA**  
 City Mayor

<b>Total</b>
52,850,000.00
28,665,687.61
-
13,494,142.32
12,195,614.88
15,287,057.98
19,425,571.65
16,276,422.40
200,000.00
<u>158,394,496.84</u>

-
-
-
-
-
11,290,000.00
-
-
11,290,000.00
<b><u>147,104,496.84</u></b>



ANDEZ

r

**LOCAL DISASTER RISK REDUCTION AND MANAGEMENT FUND UTILIZATION**

**As of March, CY 2018**

Dagupan City, Pangasinan


Particulars	LRRRMF		NDRRMF	From Other LGUs	From Other Sources
	Quick Response Fund (QRF) 30%	Mitigation Fund 70%			
A. Sources of Funds					
Current Appropriations	15,855,000.00	36,995,000.00			
Continuing Appropriations		28,665,687.61			
Previous Year's Appropriations transferred to the Special Trust Fund					
2013	<b>8,963,848.95</b>	<b>4,530,293.37</b>			
mooe	8,173,848.95	3,170,362.37			
co	790,000.00	1,359,931.00			
2014	<b>3,121,323.05</b>	<b>9,074,291.83</b>			
mooe	3,121,323.05	2,492,309.01			
co	-	6,581,982.82			
2015	<b>10,365,000.00</b>	<b>4,922,057.98</b>			
mooe	8,865,000.00	4,922,057.98			
co	1,500,000.00	-			
2016	<b>9,796,971.00</b>	<b>9,628,600.65</b>			
mooe	9,796,971.00	9,628,600.65			
2017	<b>12,870,000.00</b>	<b>3,406,422.40</b>			
mooe	12,870,000.00	3,406,422.40			
Transfers/Grants				100,000.00	100,000.00
Total Funds Available	60,972,143.00	97,222,353.84		100,000.00	100,000.00

B. Utilization					
Medicines		-			
Food Supplies		-			
Repair of Evacuation Center		-			
Trainings		-			
Construction of Evacuation Center		-			
Equipment		11,290,000.00			
Transfers to other LGUs		-			
Others		-			
<b>Total Utilization</b>	-	11,290,000.00	-	-	-
<b>Unutilized Balance</b>	<b>60,972,143.00</b>	<b>85,932,353.84</b>	-	<b>100,000.00</b>	<b>100,000.00</b>

I hereby certify that I have reviewed the contents and hereby attest to the veracity and correctness of the data or information contained in this document.

  
**MELISSA G. MENDOZA**  
 City Accountant

Noted By:

  
**BELEN T. FERNA**  
 City Mayor

<b>Total</b>
52,850,000.00
28,665,687.61
-
13,494,142.32
12,195,614.88
15,287,057.98
19,425,571.65
16,276,422.40
200,000.00
<u>158,394,496.84</u>

-
-
-
-
-
11,290,000.00
-
-
11,290,000.00
<b><u>147,104,496.84</u></b>



ANDEZ

r